

INDUSTRY INSIGHTS

# Healthcare Services Sector Update

Sector

June 2021



# Q Highlights

The **S&P Healthcare Services Index** increased by 1.6% over the last month, compared to the S&P 500 Index, which increased 2.3% over the same period.

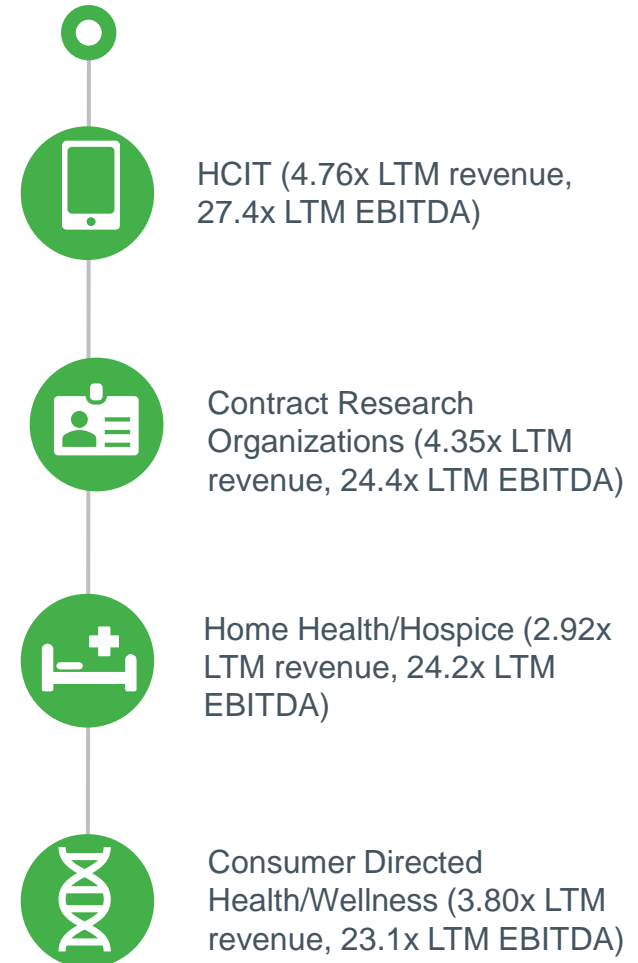
## Over the past month:

The sectors that experienced the most growth were Providers – Other (up 19.1%), Assisted/Independent Living (up 14.3%) and Healthcare Staffing (up 8.9%).

The sectors that experienced the largest decline were Hospital Vendors (down 5.5%), Acute Care Hospitals (down 3.8%) and Specialty Managed Care (down 3.5%).

The current average Last Twelve Months (LTM) revenue and LTM EBITDA multiples for the healthcare services industry overall are 3.72x and 14.9x, respectively.

## THE SECTORS WITH THE HIGHEST VALUATION MULTIPLES



# Healthcare Services Sector Update

Market Sector	No. of Companies	Equity Mkt. Value (\$mn)	Average % Change		LTM Multiples		Earnings Ratio		PEG Ratio 2021E
			1 mo	12 mo	Rev	EBITDA	LTM	2021E	
<b>Providers</b>									
Acute Care Hospitals	4	\$89,955	(3.8%)	124.3%	1.44x	9.8x	12.5x	13.8x	3.2x
Assisted/Independent Living	3	1,747	14.3%	166.7%	1.98x	19.6x	1.5x	17.3x	NM
Behavioral Health	4	32,605	(1.7%)	28.1%	0.46x	17.9x	38.3x	26.1x	2.2x
Dialysis Services	2	37,113	2.4%	15.7%	2.07x	10.9x	18.2x	14.0x	0.8x
Healthcare Staffing	2	5,205	8.9%	120.8%	1.41x	16.1x	36.1x	15.6x	1.9x
Home Health/Hospice	9	35,902	2.2%	25.3%	2.92x	24.2x	35.2x	31.8x	2.2x
Rehabilitation	5	18,132	(1.0%)	103.0%	6.73x	16.6x	30.0x	26.0x	1.3x
Skilled Nursing	2	5,789	2.6%	89.1%	1.66x	18.4x	19.6x	24.0x	1.6x
Providers – Other	6	31,189	19.1%	90.9%	6.71x	22.2x	NM	22.6x	NM
<b>Payors/Managed Care</b>									
Commercial Managed Care	5	\$615,066	(3.4%)	34.7%	3.43x	12.2x	17.3x	17.2x	1.3x
Government Managed Care	3	61,654	(1.0%)	20.3%	1.70x	10.0x	19.1x	16.5x	1.1x
Specialty Managed Care	2	9,979	(3.5%)	49.4%	0.56x	6.0x	13.3x	14.6x	0.8x
<b>Consumer Directed Health/Wellness</b>	<b>5</b>	<b>\$8,890</b>	<b>(0.5%)</b>	<b>59.1%</b>	<b>3.80x</b>	<b>23.1x</b>	<b>18.8x</b>	<b>35.8x</b>	<b>0.4x</b>
<b>Telemedicine</b>	<b>5</b>	<b>\$31,080</b>	<b>8.8%</b>	<b>(10.1%)</b>	<b>7.13x</b>	<b>NM</b>	<b>NM</b>	<b>25.2x</b>	<b>NM</b>
<b>HCIT</b>	<b>28</b>	<b>\$114,763</b>	<b>4.8%</b>	<b>42.4%</b>	<b>4.76x</b>	<b>27.4x</b>	<b>32.1x</b>	<b>31.2x</b>	<b>2.4x</b>
<b>Other Outsourced Services</b>									
Care Management/Third-Party Administrator	4	\$9,824	(2.9%)	30.5%	1.92x	15.2x	22.8x	17.9x	0.4x
Clinical Laboratories	10	79,625	3.9%	48.9%	2.99x	10.5x	11.4x	15.7x	(0.0x)
Contract Research Organizations	5	101,393	1.5%	71.8%	4.35x	24.4x	40.1x	28.2x	1.8x
Hospital Vendors	3	9,098	(5.5%)	28.5%	2.39x	16.0x	20.2x	22.4x	2.9x
<b>Product</b>									
Distribution	7	\$89,999	(0.4%)	36.7%	0.93x	11.9x	18.6x	16.4x	1.2x
Home Medical Equipment	5	\$5,070	0.6%	51.0%	2.20x	11.6x	16.5x	38.0x	0.3x
<b>Healthcare REITS</b>	<b>15</b>	<b>\$104,997</b>	<b>4.0%</b>	<b>37.4%</b>	<b>12.24x</b>	<b>19.8x</b>	<b>33.2x</b>	<b>39.7x</b>	<b>NM</b>

# Healthcare Services Sector Update

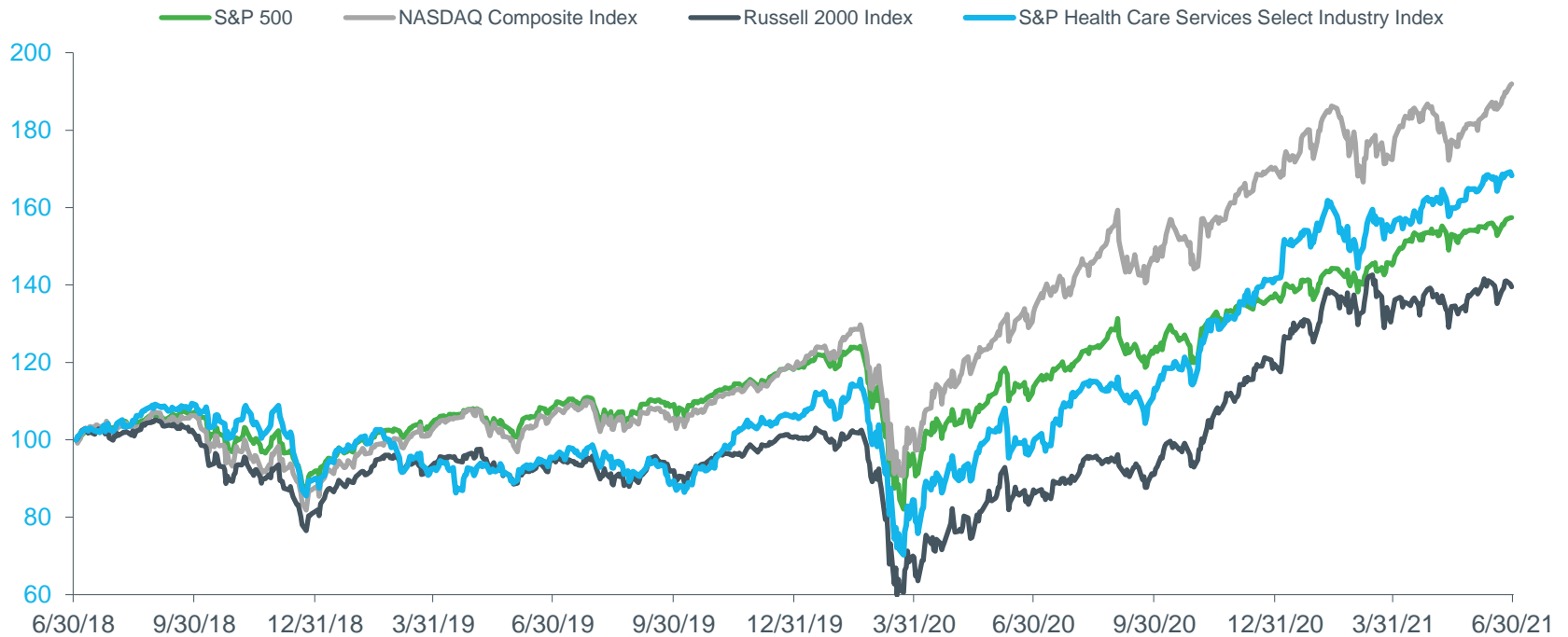
Market Indices	Value at	% Change			
	6/30/2021	1 mo	YTD	12 mo	36 mo
S&P 500	4,297.5	2.3%	14.4%	38.6%	58.1%
NASDAQ Composite Index	14,504.0	5.6%	12.5%	44.2%	93.1%
Russell 2000 Index	2,310.5	0.7%	17.0%	60.3%	40.6%
S&P Composite 1500 Health Care Facilities (Sub Ind)	515.5	(3.8%)	22.3%	103.8%	82.6%
S&P Composite 1500 Health Care Providers & Services (Industry)	1,344.4	(1.9%)	15.6%	36.4%	53.4%
S&P Composite 1500 Managed Health Care (Sub Ind)	2,432.1	(1.3%)	14.9%	33.2%	60.0%
<b>S&amp;P Health Care Services Select Industry Index</b>	<b>17,438.3</b>	<b>1.6%</b>	<b>18.1%</b>	<b>68.1%</b>	<b>68.6%</b>

Interest Rates	Value at	1 mo	3 mo	12 mo
	6/30/2021	ago	ago	ago
LIBOR - USD - 6 months	0.16%	0.17%	0.20%	0.38%
U.S. Treasury - 2 years	0.25%	0.16%	0.17%	0.17%
U.S. Treasury - 5 years	0.88%	0.81%	0.90%	0.31%
U.S. Treasury - 10 years	1.44%	1.61%	1.68%	0.68%
U.S. Treasury - 30 years	2.07%	2.30%	2.34%	1.43%
U.S. Prime Rate	3.25%	3.25%	3.25%	3.25%

Capitalization Profile	No. of Co's	Ag. Equity Mkt. Value	% Total No. of Co's	% Ag. Mkt. Value	Average Stock Performance			
					1 mo	YTD	12 mo	36 mo
> \$5 billion	54	\$1,351,947	40.3%	90.2%	0.7%	16.4%	61.7%	84.3%
\$1 billion - \$5 billion	52	134,685	38.8%	9.0%	6.1%	19.9%	103.5%	146.8%
\$250 million - \$1 billion	19	11,497	14.2%	0.8%	3.8%	16.6%	39.9%	(2.3%)
\$100 million - \$250 million	5	773	3.7%	0.1%	(6.6%)	61.9%	109.5%	76.1%
< \$100 million	4	169	3.0%	0.0%	(6.2%)	9.4%	18.4%	(25.3%)
<b>Total/Average (\$mn)</b>	<b>134</b>	<b>\$1,499,072</b>	<b>100.0%</b>	<b>100.0%</b>	<b>(0.4%)</b>	<b>24.9%</b>	<b>66.6%</b>	<b>55.9%</b>

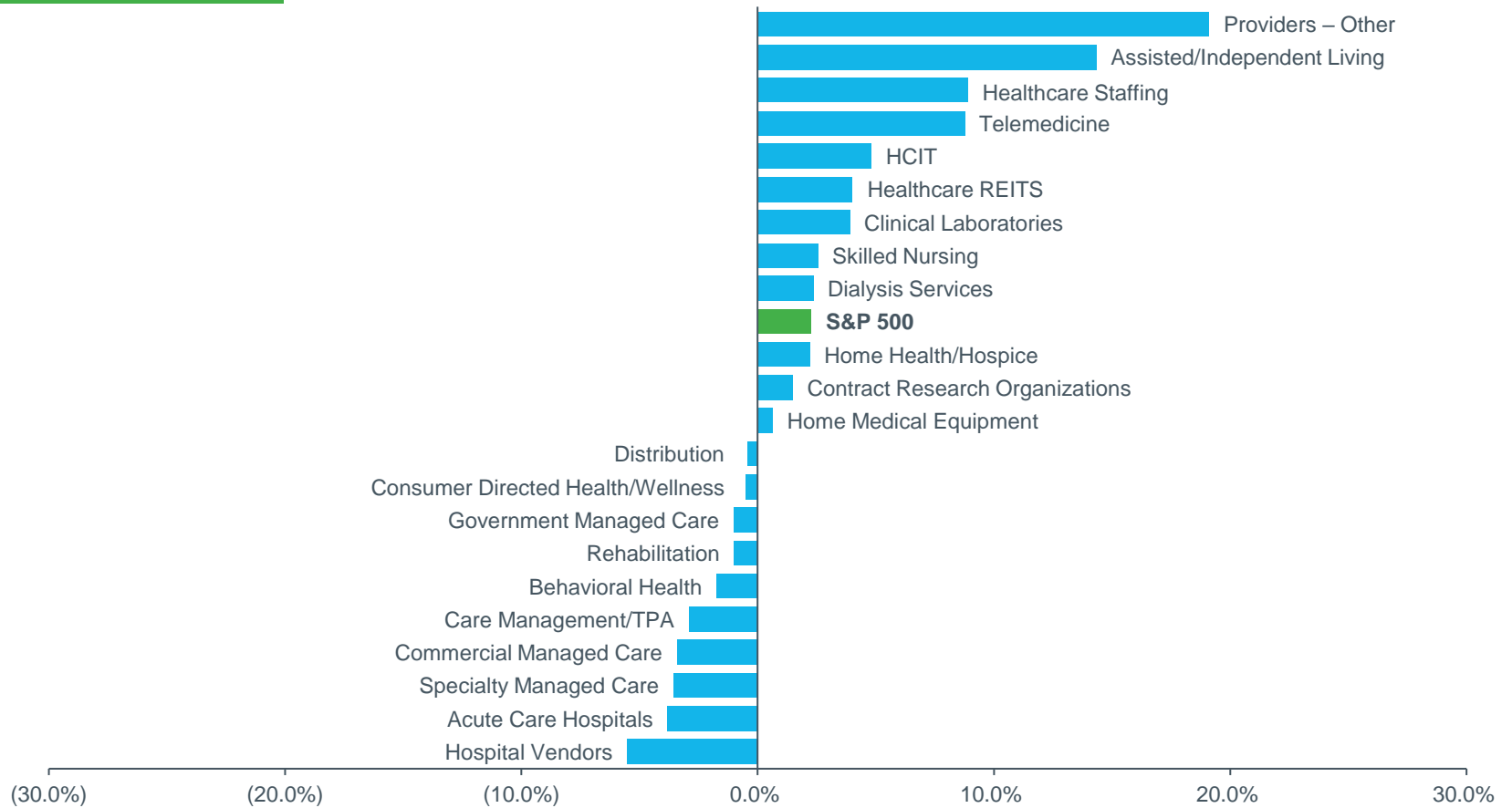
# Healthcare Services Market Performance

## Performance of Market Indices for Latest 36 Months



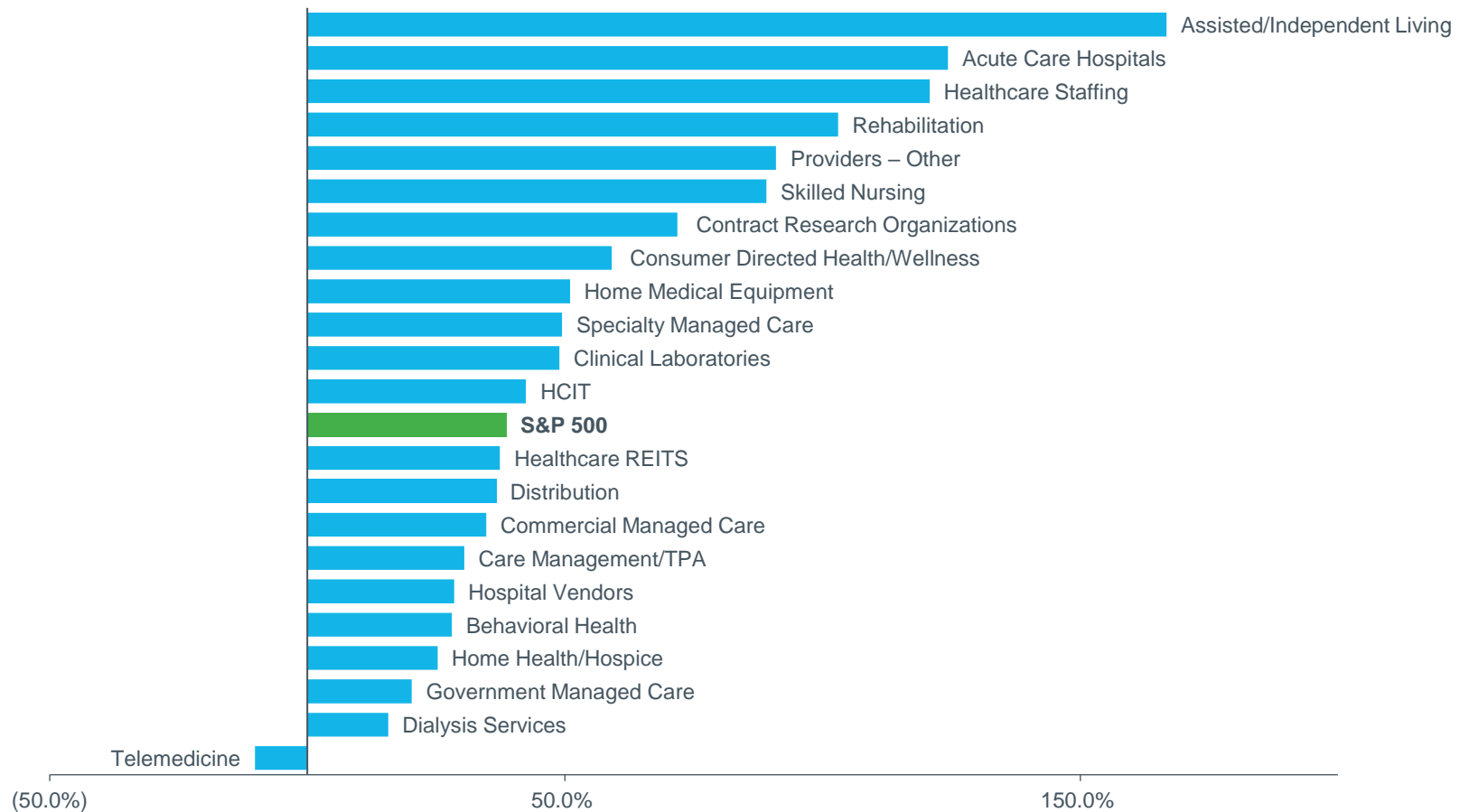
# Healthcare Services Sector Change

Average % - 1 Month Change



# Healthcare Services Sector Change ..

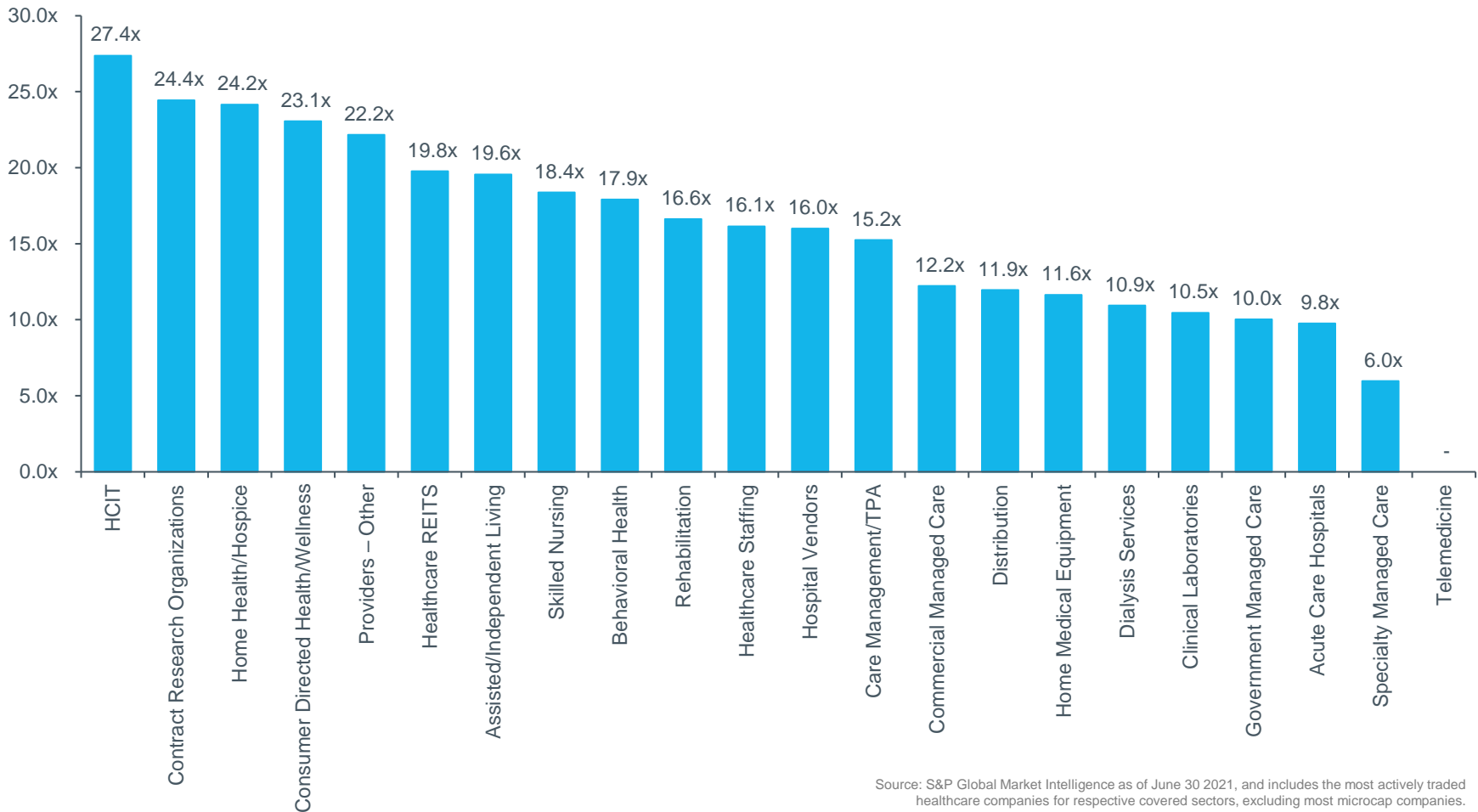
Average % - 12 Month Change



Source: S&P Global Market Intelligence as of June 30 2021, and includes the most actively traded healthcare companies for respective covered sectors, excluding most microcap companies.

# Healthcare Services Multiples

Overview of Subsector EV/LTM EBITDA



Source: S&P Global Market Intelligence as of June 30 2021, and includes the most actively traded healthcare companies for respective covered sectors, excluding most microcap companies.



# Healthcare SPAC Overview ●○○

SPAC	Equity Mkt. Value (\$mm)	Target	Date		Description of Target	Sponsor
			IPO	Liquidation		
Alpha Healthcare Acquisition Corp.	\$131	Humacyte, Inc.	9/17/20	9/17/22	Humacyte, Inc., a medical research, discovery, and development company, develops and commercializes a proprietary technology based on human tissue-based products.	AHAC Sponsor, Mizuho Securities
Amplitude Healthcare Acquisition Corporation	\$124	Jasper Therapeutics, Inc.	11/19/19	11/18/21	Jasper Therapeutics, Inc., a biotechnology company, develops therapeutic agents for hematopoietic stem cell transplantation and gene therapies.	Avego Management, LLC, Metalmark Capital
BCTG Acquisition Corp.	\$243	Tango Therapeutics, Inc.	9/3/20	9/3/22	Tango Therapeutics, Inc., a biotechnology company, develops cancer drugs based on synthetic lethality.	Boxer Capital
Blue Water Acquisition Corp.	\$73	Clarus Therapeutics, Inc.	12/15/20	12/15/21	Clarus Therapeutics, Inc. operates as a men's health specialty pharmaceutical company that focuses on the development and commercialization of oral testosterone replacement therapy.	Blue Water Sponsor (Joseph Hernandez)
CA Healthcare Acquisition Corp.	\$142	LumiraDx Ltd	1/26/21	1/26/23	LumiraDx Ltd provides technical testing and analysis solutions.	Covington Associates, Pleasant Bay Capital Partners
CM Life Sciences II Inc.	\$423	SomaLogic, Inc.	2/22/21	2/22/23	SomaLogic, Inc. discovers, develops, and commercializes life science research tools and clinical diagnostic products for biological and medical science applications.	CMLS Holdings II (Eli Casdin, Keith Meister)
CM Life Sciences, Inc.	\$775	Sema4	9/1/20	9/1/22	Mount Sinai Genomics, Inc., doing business as Sema4, develops and operates health intelligence software solution that helps in diagnosis, treatment, and prevention of disease.	Casdin Capital, Corvex Management
Consonance-HFW Acquisition Corp.	\$119	Surrozen, Inc.	11/18/20	11/18/22	Surrozen, Inc., a biopharmaceutical company, develops targeted regenerative antibodies to repair a range of tissues and organs damaged by serious disease, and to improve organ function.	Consonance Life Sciences
D8 Holdings Corp.	\$430	Vicarious Surgical Inc.	7/15/20	7/15/22	Vicarious Surgical Inc. develops a virtual reality software for minimally invasive surgery procedures.	D8 Holdings Sponsor (David Chu)

# Healthcare SPAC Overview

SPAC	Equity Mkt. Value (\$mm)	Target	Date		Description of Target	Sponsor
			IPO	Liquidation		
Foresight Acquisition Corp.	\$399	P3 Health Group Management, LLC	2/9/21	2/9/23	P3 Health Group Management, LLC provides primary health care services.	Foresight Sponsor, Cowen and Company
FS Development Corp. II	\$257	Pardes Biosciences, Inc.	2/16/21	2/16/23	Pardes Biosciences, Inc., a pre-clinical stage biotechnology company, engages in developing oral direct acting antivirals.	Foresite Capital
DFP Healthcare Acquisitions Corp.	\$286	The Oncology Institute of Hope and Innovation	3/11/20	3/11/22	The Oncology Institute of Hope and Innovation provides cancer awareness, prevention, diagnosis, treatment, and education service.	Davidson Kempner Capital Management LP
Big Cypress Acquisition Corp.	\$147	SAB Biotherapeutics, Inc.	1/11/21	1/11/23	SAB Biotherapeutics, Inc. operates as a clinical-stage biopharmaceutical development company that develops immunotherapies against various human diseases.	Big Cypress Holdings LLC (Samuel Reich, Ilan Katz)
Thimble Point Acquisition Corp.	\$341	Pear Therapeutics, Inc.	2/1/21	2/1/23	Pear Therapeutics, Inc. develops clinically validated software-based therapeutics, digital therapies, and drug/software combinations for treating behavioral health disorders.	LJ10 LLC
GS Acquisition Holdings Corp II	\$975	Mirion Technologies, Inc.	6/30/20	6/30/22	Mirion Technologies, Inc. designs and manufactures radiation detection, measurement, analysis, and monitoring products to nuclear power, medical, military, and homeland security markets.	Goldman Sachs Group Inc.
Khosla Ventures Acquisition Co.	\$400	Valo Health, Inc.	3/4/21	3/4/23	Valo Health, Inc. operates an end to end integrated drug discovery and development platform that delivers medicines for neurodegenerative, oncological, and cardiovascular diseases.	Khosla Ventures
Alkuri Global Acquisition Corp.	\$427	Babylon Healthcare Services Limited	2/5/21	2/5/23	Babylon Healthcare Services Limited operates a subscription-based mobile healthcare application.	Alkuri Global
GX Acquisition Corp.	\$366	Celularity Inc.	5/20/19	5/20/21	Celularity Inc., a biopharmaceutical company, develops placental-derived off-the-shelf therapeutic and cellular medicines for cancer, infectious diseases, and degenerative diseases.	GX Sponsor LLC (Trimaran Capital)

# Healthcare SPAC Overview

SPAC	Equity Mkt. Value (\$mm)	Target	Date		Description of Target	Sponsor
			IPO	Liquidation		
LifeSci Acquisition II Corp.	\$100	Science 37, Inc.	11/20/21	11/20/22	Science 37, Inc. is a technology-enabled clinical trial company that engages in the development of networked patient-centric models for clinical research to accelerate biomedical discovery.	LifeSci Capital LLC, LifeSci Advisors LLC
Locust Walk Acquisition Corp.	\$218	eFFECTOR Therapeutics, Inc.	1/7/21	1/7/23	eFFECTOR Therapeutics, Inc., a biotechnology company, develops selective translation regulators for the treatment of cancer and other serious diseases.	Locust Walk Partners, LLC
Montes Archimedes Acquisition Corp.	\$508	Roivant Sciences Ltd.	10/6/20	10/6/22	Roivant Sciences Ltd. is a biopharmaceutical and healthcare technology company, which develops and manufactures late-stage drug candidates and biopharmaceutical products.	Patient Square Capital, LP
Motion Acquisition Corp.	\$143	Ambulnz, Inc.	10/15/20	10/15/22	Ambulnz, Inc., doing business as DocGo, Inc., provides last-mile telehealth and integrated medical mobility services for health care providers in the United States and the United Kingdom.	Motion Acquisition
Mountain Crest Acquisition Corp. II	\$75	Better Therapeutics, Inc.	1/7/21	10/7/21	Better Therapeutics, Inc. develops prescription digital therapeutics that delivers behavioral therapy, and creates feedback mechanisms using remotely monitored and patient-generated data.	Mountain Crest Capital, Chardan Capital Markets
Rotor Acquisition Corp.	\$344	Sarcos Corp.	1/14/21	7/15/22	Sarcos Corp., a robotics and sensor company, designs, builds, and produces dexterous tele-operated robotic systems.	Rotor Capital
Sandbridge Acquisition Corporation	\$287	Owlet Baby Care Inc.	9/15/20	9/15/22	Owlet Baby Care Inc. develops and manufactures a monitor that tracks babies breathing and heart rate.	Sandbridge Capital, LLC, PIMCO
Soaring Eagle Acquisition Corp.	\$2,148	Ginkgo Bioworks, Inc.	2/23/21	2/23/23	Ginkgo Bioworks, Inc. operates as an organism company that develops a cell programming platform to automate the process of designing, building, and testing genetic programs.	Eagle Equity Partners III, LLC
Union Acquisition Corp. II	\$187	Procaps S.A.	10/18/19	4/17/21	Procaps S.A. engages in manufacturing pharmaceutical products and nutraceutical solutions.	Union Acquisition Group (Juan Sartori, Kyle Bransfield)

# SPACs Actively Seeking Healthcare Targets

SPAC	Equity Mkt. Value (\$mm)	Date		Sponsor
		IPO	Liquidation	
10X Capital Venture Acquisition Corp	\$251	11/24/20	11/24/22	10X Capital Sponsor (Hans Thomas)
Capstar Special Purpose Acquisition Corp.	338	7/2/20	7/2/22	Capstar Partners, PIMCO
CF Acquisition Corp. IV	615	12/22/20	12/22/22	Cantor Fitzgerald & Co.
Chardan Healthcare Acquisition 2 Corp.	107	4/24/20	4/24/22	Chardan Capital Markets
CHP Merger Corp.	373	11/21/19	11/20/21	Concord Health Partners
Edoc Acquisition Corp.	119	11/9/20	8/9/22	American Physicians LLC
EQ Health Acquisition Corp.	266	1/29/21	2/19/23	EQ Health Sponsor Group, FS Investments
Galileo Acquisition Corp.	174	10/18/19	7/17/21	Galileo Founders Gp Corp.
Golden Arrow Merger Corp.	347	3/16/21	3/16/23	Golden Arrow Sponsor, LLC
Health Assurance Acquisition Corp.	552	11/12/20	11/12/22	HAAC Sponsor, LLC
Healthcare Capital Corp.	332	1/14/21	1/14/23	Healthcare Capital Sponsor (David Milch)
Healthcare Services Acquisition Corporation	401	12/22/20	12/22/22	BlackRock, Inc.

# SPACs Actively Seeking Healthcare Targets

SPAC	Equity Mkt. Value (\$mm)	Date		Sponsor
		IPO	Liquidation	
Isleworth Healthcare Acquisition Corp.	257	2/24/21	8/25/22	Isleworth Healthcare Sponsor (Allen Weiss)
KL Acquisition Corp	349	1/7/21	1/7/23	Kennedy Lewis Management LP
Malacca Straits Acquisition Company Limited	178	7/15/20	1/13/22	Malacca Straits Management Company Limited
Medicus Sciences Acquisition Corp.	112	2/15/21	2/15/23	Altium Capital Management, Sio Capital Management
NextGen Acquisition Corporation	466	10/6/20	10/6/22	Nextgen Sponsor (George Mattson, Gregory Summe)
Research Alliance Corp. II	195	3/18/21	3/18/23	RA Capital
Revolution Healthcare Acquisition Corp.	567	3/17/21	3/17/23	General Catalyst, ARCH
Summit Healthcare Acquisition Corp.	258	6/9/21	6/9/23	Millennium Management
Roth CH Acquisition III Co.	146	3/22/21	3/2/23	Roth Capital, Craig-Hallum
SCP & CO Healthcare Acquisition Company	278	1/21/21	1/21/23	SCP & CO Sponsor, LLC
TCW Special Purpose Acquisition Corp.	165	3/1/21	3/1/23	The TCW Group
Viveon Health Acquisition Corp.	249	12/23/20	3/24/22	Viveon Health LLC

# Appendix | Selected Companies

## Acute Care Hospitals (4)

Community Health Systems, Inc. (NYSE:CYH), HCA Healthcare, Inc. (NYSE:HCA), Tenet Healthcare Corporation (NYSE:THC), Universal Health Services, Inc. (NYSE:UHS)

---

## Assisted/Independent Living (3)

Brookdale Senior Living Inc. (NYSE:BKD), Capital Senior Living Corporation (NYSE:CSU), Five Star Senior Living Inc. (NasdaqCM:FVE)

---

## Behavioral Health (4)

Acadia Healthcare Company, Inc. (NasdaqGS:ACHC), LifeStance Health Group, Inc. (NasdaqGS:LFST), Magellan Health, Inc. (NasdaqGS:MGLN), Oak Street Health, Inc. (NYSE:OSH)

---

## Dialysis Services (2)

DaVita Inc. (NYSE:DVA), Fresenius Medical Care AG & Co. KGaA (DB:FME)

---

## Healthcare Staffing (2)

AMN Healthcare Services, Inc. (NYSE:AMN), Cross Country Healthcare, Inc. (NasdaqGS:CCRN)

---

## Home Health/Hospice (9)

Addus HomeCare Corporation (NasdaqGS:ADUS), Amedisys, Inc. (NasdaqGS:AMED), Aveanna Healthcare Holdings Inc. (NasdaqGS:AVAH), Chemed Corporation (NYSE:CHE), InnovAge Holding Corp. (NasdaqGS:INNV), LHC Group, Inc. (NasdaqGS:LHCG), ModivCare Inc. (NasdaqGS:MODV), Option Care Health, Inc. (NasdaqGS:OPCH), Pennant Group, Inc. (NasdaqGS:PNTG)

---

## Rehabilitation (5)

ATI Physical Therapy, Inc. (NYSE:ATIP), Encompass Health Corporation (NYSE:EHC), Select Medical Holdings Corporation (NYSE:SEM), The Joint Corp. (NasdaqCM:JYNT), U.S. Physical Therapy, Inc. (NYSE:USPH)

---

## Skilled Nursing (2)

National HealthCare Corporation (NYSEAM:NHC), The Ensign Group, Inc. (NasdaqGS:ENSG)

---

## Providers – Other (6)

1Life Healthcare, Inc. (NasdaqGS:ONEM), agilon health, inc. (NYSE:AGL), CareMax, Inc. (Nasdaq:CMAX), MEDNAX, Inc. (NYSE:MD), RadNet, Inc. (NasdaqGM:RDNT), Surgery Partners, Inc. (NasdaqGS:SGRY)

---

## Commercial Managed Care (5)

Anthem, Inc. (NYSE:ANTM), Cigna Corporation (NYSE:CI), Humana Inc. (NYSE:HUM), Progyny, Inc. (NasdaqGS:PGNY), UnitedHealth Group Incorporated (NYSE:UNH)

---

## Government Managed Care (3)

Alignment Healthcare, Inc. (NasdaqGS:ALHC), Centene Corporation (NYSE:CNC), Molina Healthcare, Inc. (NYSE:MOH)

---

## Specialty Managed Care (2)

Assurant, Inc. (NYSE:AIZ), Triple-S Management Corporation (NYSE:GTS)

---

## Consumer Directed Health and Wellness (5)

Benefitfocus, Inc. (NasdaqGM:BNFT), Castlight Health, Inc. (NYSE:CSLT), HealthEquity, Inc. (NasdaqGS:HQY), Sharecare, Inc. (Nasdaq:SHCR), Tivity Health, Inc. (NasdaqGS:TVTY)

---

# Appendix | Selected Companies

## Telemedicine (5)

American Well Corporation (NYSE:AMWL), Medica Group Plc (LSE:MGP), Talkspace, Inc. (Nasdaq:TALK), Teladoc Health, Inc. (NYSE:TDOC), UpHealth, Inc. (NYSE:UPH)

---

## HCIT (28)

Accolade, Inc. (NasdaqGS:ACCD), Allscripts Healthcare Solutions, Inc. (NasdaqGS:MDRX), CareCloud, Inc. (NasdaqGM:MTBC), Cerner Corporation (NasdaqGS:CERN), Certara, Inc. (NasdaqGS:CERT), Change Healthcare Inc. (NasdaqGS:CHNG), Computer Programs and Systems, Inc. (NasdaqGS:CPSI), Convey Holding Parent, Inc. (NYSE:CNVY), Craneware plc (AIM:CRW), Doximity, Inc. (NYSE:DOCS), Evolent Health, Inc. (NYSE:EVH), GoodRx Holdings, Inc. (NasdaqGS:GDRX), Health Catalyst, Inc. (NasdaqGS:HCAT), HealthStream, Inc. (NasdaqGS:HSTM), Inovalon Holdings, Inc. (NasdaqGS:INOV), NantHealth, Inc. (NasdaqGS:NH), National Research Corporation (NasdaqGS:NRC), NextGen Healthcare, Inc. (NASDAQ:NXGN), Omnicell, Inc. (NasdaqGS:OMCL), OptimizeRx Corporation (NASDAQ:OPRX), Phreesia, Inc. (NYSE:PHR), Premier, Inc. (NasdaqGS:PINC), Privia Health Group, Inc. (NasdaqGS:PRVA), R1 RCM Inc. (NasdaqGS:RCM), Signify Health, Inc. (NYSE:SGFY), Streamline Health Solutions, Inc. (NasdaqCM:STRM), Tabula Rasa HealthCare, Inc. (NasdaqGM:TRHC), Vocera Communications, Inc. (NYSE:VCRA)

---

## Care Management/TPA (4)

CorVel Corporation (NasdaqGS:CRVL), Crawford & Company (NYSE:CRD.B), eHealth, Inc. (NasdaqGS:EHTH), Maximus, Inc. (NYSE:MMS)

---

## Clinical Laboratories (10)

23andMe Holding Co. (Nasdaq:ME), Biodesix, Inc. (NasdaqGM:BDSX), Fulgent Genetics, Inc. (NasdaqGM:FLGT), Invitae Corporation (NYSE:NVTA), Laboratory Corporation of America Holdings (NYSE:LH), Progenity, Inc. (NasdaqGM:PROG), Psychemedics Corporation (NasdaqCM:PMD), Quest Diagnostics Incorporated (NYSE:DGX), Sonic Healthcare Limited (ASX:SHL), Sotera Health Company (NasdaqGS:SHC)

---

## Contract Research Organizations (5)

Charles River Laboratories International, Inc. (NYSE:CRL), ICON Public Limited Company (NasdaqGS:ICLR), Syneos Health, Inc. (NasdaqGS:SYNH), PPD (NasdaqGS:PPD), IQVIA Holdings Inc. (NYSE:IQV)

---

## Hospital Vendors (3)

Healthcare Services Group, Inc. (NasdaqGS:HCSG), Sharps Compliance Corp. (NasdaqCM:SMED), Stericycle, Inc. (NasdaqGS:SRCL)

---

## Distribution (7)

AdaptHealth Corp. (NasdaqCM:AHCO), AmerisourceBergen Corporation (NYSE:ABC), Cardinal Health, Inc. (NYSE:CAH), Henry Schein, Inc. (NasdaqGS:HSIC), McKesson Corporation (NYSE:MCK), Owens & Minor, Inc. (NYSE:OMI), Patterson Companies, Inc. (NasdaqGS:PDCO)

---

## Home Medical Equipment (5)

AdaptHealth Corp. (NasdaqCM:AHCO), Apria, Inc. (NasdaqGS:APR), Great Elm Group, Inc. (NasdaqGS:GEG), QUILT Home Medical Corp. (TSXV:QIPT), Viemed Healthcare, Inc. (TSX:VMD)

---

## Healthcare REITs (15)

CareTrust REIT, Inc. (NasdaqGS:CTRE), CommunityHealthcare Trust Incorporated (NYSE:CHCT), Healthcare Realty Trust Incorporated (NYSE:HR), Healthcare Trust of America, Inc. (NYSE:HTA), LTC Properties, Inc. (NYSE:LTC), Medical Properties Trust, Inc. (NYSE:MPW), National Health Investors, Inc. (NYSE:NHI), New Senior Investment Group Inc. (NYSE:SNR), Omega Healthcare Investors, Inc. (NYSE:OHI), Physicians Realty Trust (NYSE:DOC), Sabra Health Care REIT, Inc. (NasdaqGS:SBRA), Diversified Healthcare Trust (NasdaqGS:DHC), Universal Health Realty Income Trust (NYSE:UHT), Ventas, Inc. (NYSE:VTR), Welltower Inc. (NYSE:WELL)

# For the detailed June trading multiples for individual healthcare services companies, please contact one of our professionals below.

## Brooks Dexter

Managing Director  
Head of Healthcare M&A  
Los Angeles  
+1 310 850 8714  
brooks.dexter@duffandphelps.com

## Eric Coburn

Managing Director  
New York  
+1 917 692 6283  
eric.coburn@duffandphelps.com

## Philip Smith

Managing Director  
Minneapolis  
+1 612 590 1956  
philip.smith@duffandphelps.com

## Priyanka Sharma

Director  
New York  
+1 917 455 8308  
priyanka.sharma@duffandphelps.com

## Peter Machmeier

Vice President  
Minneapolis  
+1 612 849 3792  
peter.machmeier@duffandphelps.com

## Cray Yoo

Vice President  
Los Angeles  
+1 310 498 2500  
cray.yoo@duffandphelps.com

### About Duff & Phelps, A Kroll Business

For nearly 100 years, Duff & Phelps has helped clients make confident decisions in the areas of valuation, real estate, taxation and transfer pricing, disputes, M&A advisory and other corporate transactions. For more information, visit [www.duffandphelps.com](http://www.duffandphelps.com).

### About Kroll

Kroll is the world's premier provider of services and digital products related to governance, risk and transparency. We work with clients across diverse sectors in the areas of valuation, expert services, investigations, cyber security, corporate finance, restructuring, legal and business solutions, data analytics and regulatory compliance. Our firm has nearly 5,000 professionals in 30 countries and territories around the world. For more information, visit [www.kroll.com](http://www.kroll.com).

*M&A advisory, capital raising and secondary market advisory services in the United States are provided by Duff & Phelps Securities, LLC. Member FINRA/SIPC. Pagemill Partners is a Division of Duff & Phelps Securities, LLC. M&A advisory, capital raising and secondary market advisory services in the United Kingdom are provided by Duff & Phelps Securities Ltd. (DPSL), which is authorized and regulated by the Financial Conduct Authority. Valuation Advisory Services in India are provided by Duff & Phelps India Private Limited under a category 1 merchant banker license issued by the Securities and Exchange Board of India.*

The material in this report is for information purposes only and is not intended to be relied upon as financial, accounting, tax, legal or other professional advice. This report does not constitute and should not be construed as soliciting or offering any investment or other transaction, identifying securities for you to purchase or offer to purchase, or recommending the acquisition or disposition of any investment. Duff & Phelps does not guarantee the accuracy or reliability of any data provided from third party resources. Although we endeavor to provide accurate information from third party sources, there can be no guarantee that such information is accurate as of the date it is received or that it will continue to be accurate in the future.